

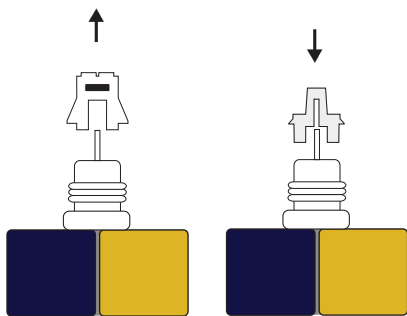
# POLY FIX®

Poly Fix® is a high strength, two-component ultra low viscosity hybrid polyurethane concrete repair binder. Poly Fix® can be used to penetrate hairline cracks or mixed with dry sand to patch/repair concrete spalls or control joints. Its water-like consistency also makes it an excellent crack healer/sealer for deteriorated concrete surfaces.

## Cartridge Assembly Instructions

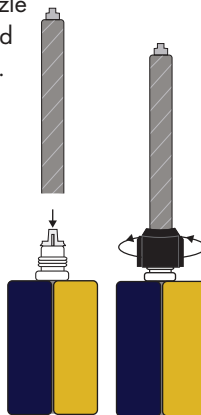
### STEP 1

Thoroughly shake the cartridge for 30 sec to mix each component. Remove cap. Insert flow restrictor.



### STEP 2

Attach static mixing nozzle over cartridge neck and secure with locking nut.




### STEP 3

Keep the cartridge point up and insert into a dual cartridge gun.



### STEP 4

Keep pointed upwards at a 90° angle. Pull trigger slowly to push material to the top of the mixer, purging air out of the mixer and equalizing pistons.



### STEP 5

Point cartridge downward and dispense material into a disposable container until the mix appears even and color is consistent.

Immediately apply the mixed material to the repair area.



### CAUTION:

Do not point cartridge upward after material is flowing. Tipping the cartridge may cause back-flow, clogging or cross contamination, which can create improper mix and uncured spots in the mix.